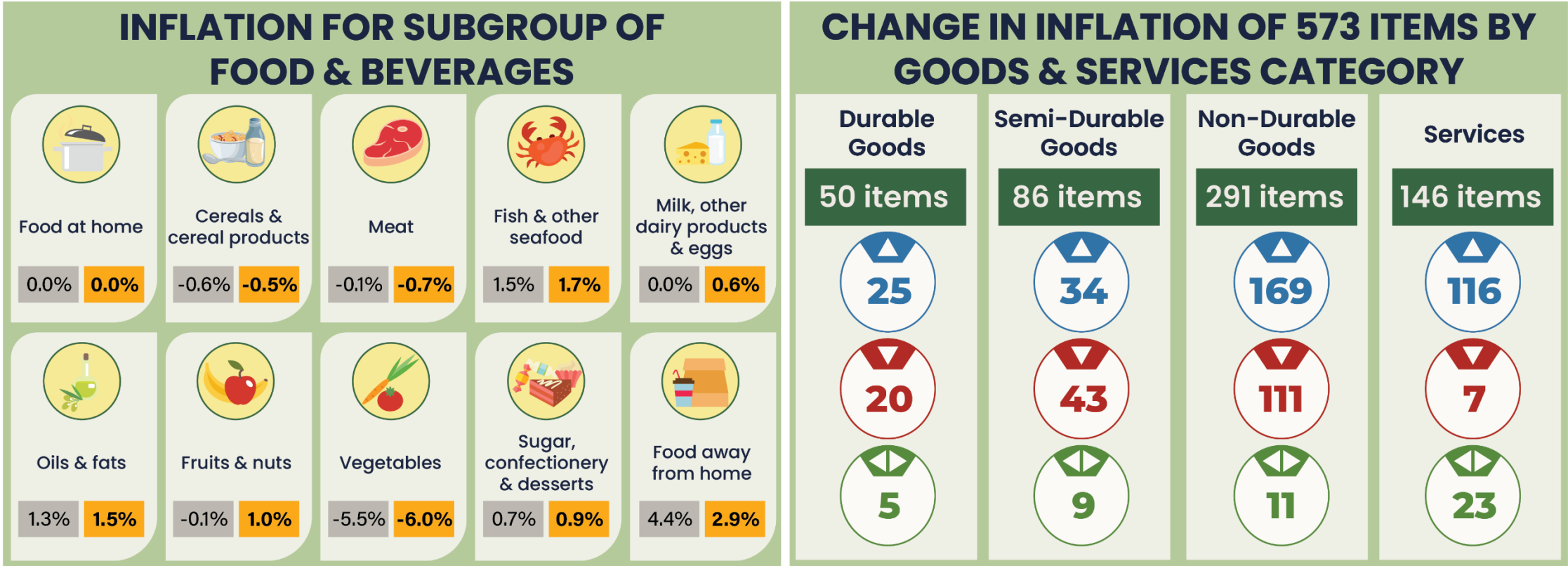
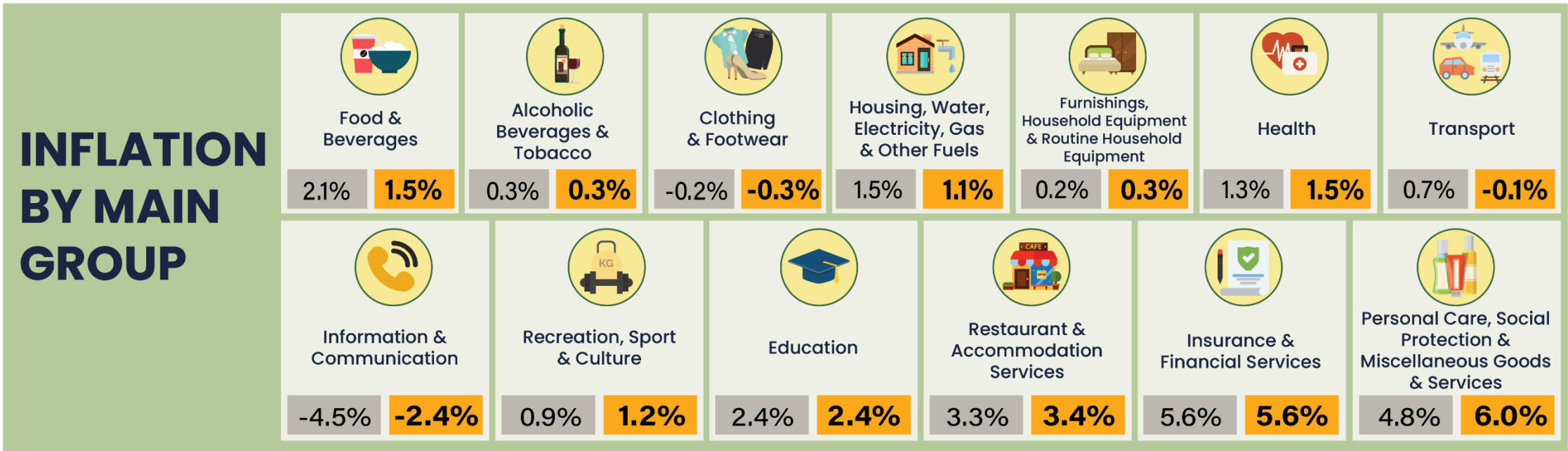




CONSUMER PRICE INDEX, OCTOBER 2025

Malaysia's inflation moderated to 1.3 per cent in October 2025



Note: September 2025 October 2025
Percentage Change: Year-on-Year

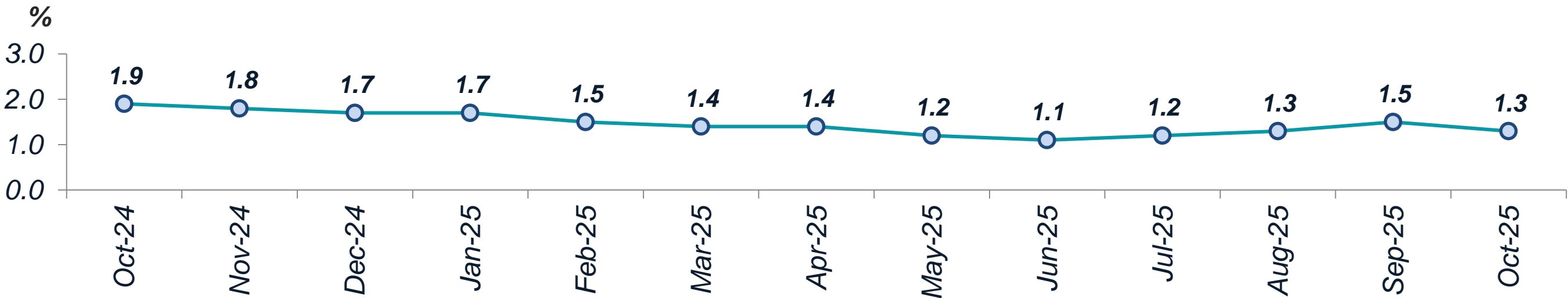
Note: Increased Decreased Remained Unchanged
Source: Malaysia's Consumer Price Index (2010=100), Department of Statistics Malaysia (DOSM)



@StatsMalaysia



Monthly Inflation Malaysia, October 2024 – October 2025



@StatsMalaysia



Malaysia's inflation moderated to 1.3 per cent in October 2025

- Malaysia's inflation moderated to 1.3 per cent in October 2025 with the index points stood at 135.1 as against 133.4 in the same month of the previous year. The increase was mainly driven by a slower increase in the Food & Beverages group, 1.5 per cent and Housing, Water, Electricity, Gas & Other Fuels, 1.1 per cent. Besides, Information & Communication, Clothing & Footwear and Transport groups recorded a decline at negative 2.4 per cent, negative 0.3 per cent and negative 0.1 per cent respectively.
- Meanwhile, Personal Care, Social Protection & Miscellaneous Goods & Services, 6.0 per cent; Restaurant & Accommodation Services, 3.4 per cent; Health, 1.5 per cent; Furnishings, Household Equipment & Routine Household Maintenance, 0.3 per cent and Recreation, Sport & Culture groups, 1.2 per cent recorded a higher increase as compared to the previous month. In addition, Insurance & Financial Services (5.6%), Education (2.4%) and Alcoholic Beverages & Tobacco (0.3%) remained at the same rate as recorded in September 2025.
- Six states recorded increases above the national inflation level (1.3%) namely Johor (1.9%), Negeri Sembilan (1.7%), Selangor (1.6%), Wilayah Persekutuan Kuala Lumpur (1.6%), Melaka (1.4%) and Terengganu (1.4%). However, the remainder 10 states increased below and equal to the national inflation rate with Kelantan recording the lowest inflation (0.1%) in October 2025.
- The monthly headline inflation in October 2025 recorded a decrease of negative 0.1 per cent. Although there were increases in the group of Personal Care, Social Protection & Miscellaneous Goods & Services, 1.4 per cent, followed by Food & Beverages; Restaurant & Accommodation Services; Recreation, Sport & Culture; Health and Education increased at 0.2 per cent respectively. However, the increase was offset by the decrease in Transport, negative 0.9 per cent; Housing, Water, Electricity, Gas & Other Fuels, negative 0.5 per cent and Clothing & Footwear, negative 0.1 per cent. Meanwhile, Information & Communication; Furnishings, Household Equipment & Routine Household Maintenance; Insurance & Financial Services and Alcoholic Beverages & Tobacco did not record any changes in October 2025.
- In comparison to inflation in other selected countries, inflation in Malaysia (1.3%) was lower than inflation in Viet Nam (3.3%), Indonesia (2.9%) and the Republic of Korea (2.4%). However, the rate was higher than China (0.2%) and Thailand (-0.8%).

